




Casing - GP 100 (3.0 inch ID x 4.0 inch OD)






GP 100 casing is a stout inertia welded casing which is available in either a external or internal flush casing. The dimensions at the tool joint is 4.0" outside diameter and 3.0" inside diameter. Mid bodies ID and OD will vary. The tool joints are made from 4140 high grade steel and the mid-bodies are 4130. Ideal for setting 3/4" and 1.0" heat loops and 2" pre-pak wells. A variety of bits are available based on lithology and local conditions.



GP 100 Casing and Accessories

304020	Sonic casing GP100 2m friction welded with br.bars Int flush	
304015	Sonic casing GP100 1.5m friction welded w/bars internal flush	External Upset SSD Made 5 Ft Casing
304025	Sonic casing GP100 2m friction welded EXTERNAL flush	
800-100-102	Casing 3.75"x0.250 wallx2FTxGP100 PXB 4"ODx3.051ID TJ 3.18" PN	External Upset Extension TTI Made
800-100-103	Casing 3.75"x0.250 wallx3FTxGP100 PXB 4"ODx3.051ID TJ 3.18" PN	External Upset Extension TTI Made
800-100-104	Casing 3.75"x0.250 wallx2MxGP100 PXB 4"ODx3.051ID TJ 3.18" PN	External Upset 2M TTI Made
800-100-105	Casing 3.75"x0.250 wallx5FTxGP100 PXB 4"ODx3.051ID TJ 3.18" PN	External Upset 5Ft TTI Made
304007	Spindle Extension 0.5m GP 100 Internal and external flush	External Flush 1/2M Extension SSD Made
304013	Subsaver GP100 box/pin nitrated	

GP 100 Casing and Accessories

wt.				wt.
58	30407403	Clamping Adapter for uni-spindle GP100 with water port	Single Stage CS Adapter	24
44	30447406	Clamping Adapter for uni-spindle GP63 x GP100 w/ water port		26
61	31447400	Flange adapter CRS uni spindle incl bolts	Single Stage CRS Adapter	14
25	31407401	Flange adapter CRS GP100 incl bolts	Single Stage CRS Adapter	13
37	31447403	Flange adapter CRS 2-stage GP63/100 incl bolts		17
72	304043	Rockbit, full face type GP100 diam 115mm		15
55	304044	Coring shoe rock type GP100 OD 107 mm. ID 76mm.		10
25	SD2000042	Drive shoe for weld-on bits GP100	See below, shoe	4
6	SD5000004	Weld-on drag bit for hard clays GP100		3



304052	Driving shoe with cams for lost-cone GP100		5	SD5000008	Weld-on rock plate for soft rock GP100		3
304056	Lost-cone 115 mm steel GP100		2	SD5000015	Weld-on rock bit for hard rock GP100		4
304057	Lost cone 115 mm steel GP100, box of 250	Big Box	880	SD2000044	Knock-off bar for GP100 and GP114 casing 38kg 2m	Wireline Drop Bar	84
304058	Lost cone 115 mm reinf. Plastic GP100		1	800-100-108	Ring Bit weld on 4.5" OD x 3.0" ID		2
304059	Lost cone 115 mm reinf. Plastic GP100, box of 500pcs	Big Box	286	800-100-109	Full Face weld on bit		3
H222930	O-Ring 75 x 6 for GP100		1	304027	Coupler GP100 pin, nitrated, Welding Part Pin to Blank		6
800-100-101	GP 100 Reamer Bit , Box to conical point with carbide ribs		23	304029	Coupler GP100 box, nitrated, welding Part Box to Blank		8
304045	Cutting shoe GP100 72mm		7	304021	Coupler adapter GP100 box/box, nitrated	Adapter Box to Box	
304047	Cutting shoe GP100 66mm		7	304022	Coupler adapter GP100 pin/pin, nitrated		5
304012	Fishing spear 60-80 mm GP100		8	800-100-106	Tool Joint Coupling GP 100, 4.0" OD x 3.0" ID, Box to Blank		9
304095	Rubber wiper in frame for GP100		20	800-100-107	Tool Joint Coupling GP 100, 4.0" OD x 3.0" ID, Pin to Blank	Adapter Blank to Pin	8
30409501	Rubber wiper for GP100		1	304494	Brush for greasing screwthread		1

