







Rig Repair Parts

Drill Rig Parts, Mounting Options & Related Accessories - are available from USExploration Equipment Company - we can help solve your problem quickly, by getting the right part, to the right place at the right time, so your down-time is minimized. Kelly Bars, Bearings, Bushings, Seals, Linkages, Rotary Box and Right Angle Drive Parts can be sourced quickly and easily through USExploration. Our shop in Indianapolis, Indiana (USA) is centrally located so "rebuild" capabilities and retrofit services are available upon request. When ordering parts please specify the make, model and serial number (when available) – when scheduling "shop time" simply let us know the nature of your repair need and we will take it from there...

 <p>Bearings, Seals, Bearing Retainers & Seal Retainers</p>	 <p>Clutch Pressure Plates</p>	 <p>Ring Gears, Pinions, Drive Shafts & Spline Shafts</p>
 <p>Rotary Box Roller Chain or Drive Line & Kelly Bar Coupling Chain</p>	 <p>Tapered Roller Bearings</p>	 <p>Transmission Mounted PTO Assembly</p>

Most Makes and Models

Part Description	Part Application	Drill Rig Model	Assembly Part Number
Lifeline [®] Conversion Kit	Safety Shutdown	Most Makes & Models	32121
Chain Assembly	SPT Automatic Hammer Assembly	Most Makes & Models	7100-218088
Lifeline [®] Decal Kit	Safety Shutdown	Most Makes & Models	7100-210673-29
Hydraulic Motor	SPT Automatic Hammer Assembly	Most Makes & Models	7100-71249-03
Hydraulic Fitting	Pressure & Return Stabilizing Jack	Most Makes & Models	7100-3720-0812

Rig Repair Parts

Most Makes and Models

Part Description	Part Application	Drill Rig Model	Assembly Part Number
36-inch (.9m) Stroke Hydraulic Stabilizing Jack	Complete with Housing, Swivel Pad & Hanger	Most Makes & Models	710000-36
Hydraulic Fitting	Pressure & Return Stabilizing Jack Check Valve	Most Makes & Models	7100-3720-0808
Hydraulic Check Valve	Pressure & Return Hydraulic Stabilizing Jack	Most Makes & Models	7100-CV-36
Seal Kit	36-inch (.9m) Stroke Hydraulic Stabilizing Jack	Most Makes & Models	7100-21025-06
Hydraulic Motor	Safe-T-Driver[®] Hoist	Most Makes & Models	7100-71012-31
Mechanical Brake Cable X 35-Feet (10.7m) Length	Safe-T-Driver[®] Hoist Brake Handle	Most Makes & Models	7100-050366-35
Mechanical Brake Cable X 44-Feet (13.4m) Length	Safe-T-Driver[®] Hoist Brake Handle	Most Makes & Models	7100-050366-44
Mechanical Brake Cable X 12-Feet (3.7m) Length	Safe-T-Driver[®] Hoist Brake Handle	Most Makes & Models	7100-052468
Mechanical Brake Cable X 16-Feet (4.9m) Length	Safe-T-Driver[®] Hoist Brake Handle	Most Makes & Models	7100-210674-63
Horizontal Muffler & Mounting Parts	Cummins 4B-Series Diesel Engines	Most Makes & Models	7100MA-HB-5859
Murphy Switch Lifeline	Safety Shutdown	Most Makes & Models	7100-051823
Over-Running Clutch	Safe-T-Driver[®] Hoist	Most Makes & Models	7100-140592-01
Spacer	Safe-T-Driver[®] Hoist Between Hoist & Motor	Most Makes & Models	7100-210032-31

Rig Repair Parts

Most Makes and Models

Part Description	Part Application	Drill Rig Model	Assembly Part Number
Clevis Assembly	Safe-T-Driver [®] Hoist Mechanical Brake Cable	Most Makes & Models	7100-140676
Pin	Safe-T-Driver [®] Clevis Assembly	Most Makes & Models	7100-3465-0004
Shaft Assembly	Safe-T-Driver [®] Hoist & Hydraulic Motor	Most Makes & Models	7100-213055
Shaft Assembly	Safe-T-Driver [®] Hoist Motor to Clutch Thru Drum	Most Makes & Models	7100-217696-05
Mechanical Brake	Safe-T-Driver [®] Hoist	Most Makes & Models	7100-216724
Safe-T-Driver [®] Hoist Assembly	Complete	Most Makes & Models	7100-71026-08
Tool Box Handle	Mechanical Cylinder Type with Key	Most Makes & Models	7100-210736-02
Link & Pin Kit	Hydraulic Valve Spool Control Handles	Most Makes & Models	7100-21019-01

B-3000 Series

Part Description	Part Application	Drill Rig Model	Assembly Part Number
PTO Assembly	Transfer Case Mounted	B-3000, B-3300 & B-3500 Series	71-91HYF-AXXKC
Lifeline Switch	Safety Shutdown	B-3000, B-3300 & B-3500 Series	7100-052823
Sheave Wheel Pin	Crown Block Assembly	B-3000, B-3300 & B-3500 Series	710000-218332
Sheave Wheel For 1/2-inch (13mm) Cable	Crown Block Assembly	B-3000, B-3300 & B-3500 Series	710000-71081-14
Lifeline Field Kit	Safety Shutdown	B-3000, B-3300 & B- 3500 Series	7100-71034-02

Rig Repair Parts

B-61 Series

Part Description	Part Application	Drill Rig Model	Assembly Part Number
Temperature Gauge	Clark Transmission & Torque Convertor	B-61HDX Series	7100-71017-18
Quad Ring Seal	Rotary Box Hydraulic Chuck Assembly	B-61 Series	7100-3558-0255
Quad Ring Seal	Rotary Box Hydraulic Chuck Assembly	B-61 Series	7100-3558-0265
Quad Ring Seal	Rotary Box Hydraulic Chuck Assembly	B-61 Series	7100-3558-0268
Seal Kit	Hydraulic Feed Cylinders	B-61 Series	7100-21025-10
Ignition Switch	Control Panel	B-61 Series	7100-044109
Chain Coupling Half Bottom Style	Right Angle Drive & Kelly Bar	B-61 Series	71-211649-66
Chain Coupling Complete Assembly	Right Angle Drive & Kelly Bar	B-61 Series	71-3746-6022
Chain Coupling Half Top Style	Right Angle Drive & Kelly Bar	B-61 Series	7100-052050-31
Sheave Wheel	Crown Block Assembly	B-61 Series	710000-71081-25
Chain	Chain Coupling Right Angle Drive & Kelly Bar	B-61 Series	7100-3746-6022
Feed Pressure Valve	Control Panel	B-61 Series	7100-211142-01
Feed Pressure Valve & Tee Handle	Control Panel	B-61HDX Series	7100-245496
Pressure Gauge	Hydraulic Control Panel	B-61HDX Series	7100-371017-05
Switch	Momentary Perm Type Control Panel	B-61 Series	7100-216355
Engine Hour Meter	Cummins 4B-Series Control Panel	B-61 Series	7100-020212
Filter Element & Housing (Can) with Seal	Clark Power-Shift Transmission & Torque Convertor	B-61HDX	7100-211142-01
Lifeline [®] Safety Shutdown Assembly	Complete	B-61HDX	7100-71034-02

Rig Repair Parts

B-61 Series

Part Description	Part Application	Drill Rig Model	Assembly Part Number
Ignition Switch	Cummins 4B & 6B Series Control Panel	B-61 Series	7100-044109
Pinion Shaft (Input)	Right Angle Drive	B-61 Series	7100-211418-01
Gear (Output)	Right Angle Drive	B-61 Series	7100-211435-01
Shaft (Output)	Right Angle Drive	B-61 Series	7100-211436-01
Complete Housing	Right Angle Drive	B-61 Series	7100-211438-01
Bearing Single Row type	Right Angle Drive	B-61 Series	7100-3245-0310
Bearing Double Row type	Right Angle Drive	B-61 Series	7100-3590-0310
Bearing Single Row type	Right Angle Drive	B-61 Series	7100-3245-0311
Bearing	Right Angle Drive	B-61 Series	7100-3252-0311
Kelly Bar Bushing	Rotary Box Kelly Bar Side	B-61 Series	7100-050463
Bearing Cup	Rotary Box Spindle Side Top & Bottom	B-61 Series	7100-3232-0015
Gasket Retainer	Right Angle Drive	B-61 Series	7100-050791-01
Shim	Right Angle Drive	B-61 Series	7100-050793-01
Single Lip Seal	Right Angle Drive	B-61 Series	7100-3560-0046
Seal	Right Angle Drive	B-61 Series	7100-3560-0053
Sprocket	Rotary Box Kelly Bar Side	B-61 Series	7100-052859
Stuffing Box (Packing Gland)	Hydraulic Feed Cylinders	B-61 Series	7100-211799-04
Piston Rod	Hydraulic Feed Cylinders	B-61 Series	7100-211801-07
Gasket Retainer	Right Angle Drive	B-61 Series	7100-050794-01

Rig Repair Parts

B-53 Series

Part Description	Part Application	Drill Rig Model	Assembly Part Number
Quad Seal	Handle Bracket Cover Control Panel	B-53 Series	7100-3558-0212
Seal	Coupling Housing Eaton Transmission Rotary Head Assembly	B-53 Series	7100-3560-0061
Woodruff Key	Eaton Transmission Rotary Head Assembly	B-53 Series	7100-161588
Cover Plate	Coupling Case Housing Rotary Head Assembly	B-53 Series	7100-218448
Mounting Plate	Eaton Transmission Rotary Head Assembly	B-53 Series	
Retaining Pin	Connects Mast Tilt Cylinder to A-Frame	B-53 Series	7100-043495
Handle Bracket	Hydraulic Valve Spool	B-53 Series	7100-050846
Eaton Transmission	Rotary Head Assembly	B-53 Series	7100-71005-20
Mast Pivot Pin	B-500 Mast Assembly To B-53 Series A-Frame	B-53 Series	7100-219802

Rig Repair Parts

B-59 Series

Part Description	Part Application	Drill Rig Model	Assembly Part Number
4-in-One Temperature Gauge	Hydraulic Type Control Panel	B-59 Series	7100-71122-07
Mast Tilt Cylinder	Mast & A-Frame	B-59 Series	7100-71097-22
Drive Shaft Assembly With U-Joints	Drive Line Clark Transmission & Right Angle Drive	B-59 Series	7100-71027-81
Temperature Gauge	Clark Transmission & Torque Convertor	B-59 Series	7100-71017-07
Pressure Relief Valve	Control Panel	B-59 Series	7100-71051-11
Piston Rod	Hydraulic Feed Cylinders	B-59 Series	7100-211801-19
Stuffing Box (Packing Gland)	Hydraulic Feed Cylinders	B-59 Series	7100-211799-13
Nut	Hydraulic Feed Cylinders	B-59 Series	7100-218978
Split Guide Sleeve (Brass) Bushing	Hydraulic Feed Cylinders	B-59 Series	7100-210619-11
Seal Kit	Hydraulic Feed Cylinders	B-59 Series	7100-21025-09
Seal Kit	Joy-Stick style Hydraulic Valve Spool Controls	B-59 Series	7100-21026-03
Tapered Bearing	Rotary Box Kelly Bar Side	B-59 Series	7100-3231-0039
Spindle Assembly 4-3/4-inch (120.6mm) ID (LH) Thread	Spindle Side Rotary Box	B-59 Series	7100-050449
Spacer	Spindle Side Rotary Box	B-59 Series	7100-050451
Bearing Retainer	Kelly Bar Side Top of Rotary Box	B-59 Series	710000KB-RB-B59
Bearing Cone	Kelly Bar Side Rotary Box	B-59 Series	7100-3231-0039
Seal Retainer	Spindle Side Bottom of Rotary Box	B-59 Series	7100-050454
Gasket	Spindle Side Rotary Box	B-59 Series	7100-050455
Ring Seal	Spindle Side Rotary Box	B-59 Series	7100-050456

Rig Repair Parts

B-59 Series

Part Description	Part Application	Drill Rig Model	Assembly Part Number
Ring Seal	Spindle Side Rotary Box	B-59 Series	710000-050456
Spindle Nut	Rotary Box	B-59 Series	7100-050458
Spacer	Spindle Side Rotary Box	B-59 Series	7100-050461
Kelly Bar Bushing	Rotary Box Kelly Bar Side	B-59 Series	7100-214564
Kelly Bar Assembly 2-inch (51mm)	Rotary Box & Right Angle Drive Kelly Bar Side	B-59 Series	7100-217407
Chain Coupling Stop	Kelly Bar Side Right Angle Drive Assembly	B-59 Series	7100-216530
Throttle Cable 148-inch (3.8m) Long	Rig Engine Speed Control	B-59 Series	7100-210674-52
Shifting Cable	High-Low Clark Power-Shift Transmission	B-59 Series	7100-21674-23
Toggle switch	Control Panel	B-59 Series	7100-216355-04
Gasket	Rotary Box	B-59 Series	710000-050455
High-Low Shifter	Control Panel	B-59 Series	7100-217424-01
Plastic Shim	Spindle Side Rotary Box	B-59 Series	7100-210091-15
Hydraulic Valve Bank Assembly With 6-Joy Sticks	Control Panel	B-59 Series	7100-2TH-06
Roller Chain	Standard Torque Rotary Box	B-59 Series	7100-3165-0038
Roller Chain	High Torque Rotary Box	B-59 Series	7100-3165-0048
U-Joint	Driveline Transmission & Right Angle Drive	B-59 Series	710000-UJ-0B59
Ring Gear & Pinion Set	Right Angle Drive Assembly	B-59 Series	7100-215176
Vertical Output Shaft	Kelly Bar Side Right Angle Drive Assembly	B-59 Series	7100-215182
Bearing Cone	Vertical Output Shaft Right Angle Drive Assembly	B-59 Series	7100-3231-0037
Bearing	Bottom of Output Shaft Right Angle Drive Assembly	B-59 Series	7100-3231-0026

Rig Repair Parts

B-59 Series

Part Description	Part Application	Drill Rig Model	Assembly Part Number
Nilos Ring	Right Angle Drive Assembly	B-59 Series	7100-3485-0002
Seal Retainer	Vertical Output Shaft Kelly Bar Side Right Angle Drive Assembly	B-59 Series	7100-215187
Seal	Vertical Output Shaft Kelly Bar Side Right Angle Drive Assembly	B-59 Series	7100-215198
Oil Seal	Rotary Box Kelly Bar Side	B-59 Series	7100-3560-0069
Drive-Line Assembly With U-Joint	Transmission & Right Angle Drive	B-59 Series	710000-DL-0B59
Yoke Assembly	Right Angle Drive Assembly Transmission Side	B-59 Series	7100-217663-04
Seal Kit	Feed Cylinders	B-59 Series	71-21025-09
Oil Seal	Rotary Box	B-59 Series	7100-3560-0082
Cathead Drum & Mounting Parts	Right Angle Drive Assembly Output Shaft Required	B-59 Series	7100-23013-27
Sheave Wheel Main Hoist	Crown Block Assembly	B-59 Series	7100-045048

CME-55

Part Description	Part Application	Drill Rig Model	Assembly Part Number
Master (Chain) Link	CME Rotary Box Triple Chain	CME-55	7100-0023-C-22251
Off-Set (Chain) Link	CME Rotary Box Triple Chain	CME-55	7100-00230-C-10491
Triple Roller Chain	CME Rotary Box	CME-55	7100-86282

Rig Repair Parts

B-57 Series

Part Description	Part Application	Drill Rig Model	Assembly Part Number
Cathead Drum & Mounting Parts	Right Angle Drive Assembly Output Shaft Required	B-57 Series	7100-23013-27
Piston Rod	Hydraulic Feed Cylinders	B-57 Series	7100-211801-19
Stuffing Box (Packing Gland)	Hydraulic Feed Cylinders	B-57 Series	7100-211799-13
Nut	Hydraulic Feed Cylinders	B-57 Series	7100-218978
Pressure Plate	Clutch Assembly	B-57 Series	7100-71163-03
Split Guide Sleeve (Brass) Bushing	Hydraulic Feed Cylinders	B-57 Series	7100-210619-11
Shifting Cable	Hi-Low Type Right Angle Drive	B-57 Series	7100-210674-23
Seal Kit	Hydraulic Feed Cylinders	B-57 Series	7100-21025-09
Hydraulic Valve Handle (Straight)	Control Panel	B-57 Series	7100-044071
Roller Chain Master Link	Rotary Box	B-57 Series	7100-3186-0048
Split Guide Sleeve Brass Bushing	Feed Cylinders	B-57 Series	7100-210619-11
Spring	Clutch Handle Release	B-57 Series	7100-090689
Throttle Cable	Control Panel Cummins 4B Series Diesel Engine	B-57 Series	7100-212036
Linkage Set	Control Panel Transmission Shifter	B-57 Series	710000-SL-0B57
Linkage Elbow	Control Panel Transmission Shifter	B-57 Series	710000-LP-0B57
Rod End	Transmission Shifting Linkage	B-57 Series	7100-212914
Clutch Disc	Clutch Assembly	B-57 Series	7100-210005-04
Seal Kit	Feed Valve Spool	B-57 Series	7100-21036-01
Detent Kit	Hydraulic Valve Spool	B-57 Series	7100-215046-01
Square Drive	Kelly Bar	B-57 Series	7100-215071-01
Spindle Assembly 4-3/4-inch (120.6mm) ID (LH) Thread	Spindle Side Rotary Box	B-57 Series	7100-214926
Nilos Ring	Right Angle Drive Assembly	B-57 Series	7100-3485-0002

Rig Repair Parts

B-57 Series

Part Description	Part Application	Drill Rig Model	Assembly Part Number
Clamp Nut	Rear of Right Angle Drive Assembly	B-57 Series	7100-215071-01
Spacer	Top Bearing Kelly Bar Side Rotary Box	B-57 Series	7100-211032-49
Key Stock Shear Style	Kelly Bar Side Right Angle Drive Assembly	B-57 Series	710000-217487
Bearing	Bottom of Output Shaft Right Angle Drive Assembly	B-57 Series	7100-3231-0026
Bearing Cone	Vertical Output Shaft Right Angle Drive Assembly	B-57 Series	7100-3231-0037
Bearing	Kelly Bar Side Rotary Box	B-57 Series	7100BB-RBB-5700
Tapered Bearing	Output Shaft Right Angle Drive Assembly	B-57 Series	7100-3232-0035
Chain Coupling Half Top Style	Right Angle Drive & Kelly Bar	B-57 Series	7100-211649-65
Chain Coupling Half Bottom Style	Right Angle Drive & Kelly Bar	B-57 Series	7100-211649-66
Kelly Bar Bushing	Rotary Box Kelly Bar Side	B-57 Series	7100-214564
Kelly Bar Assembly 1-3/4-inch (44.5mm)	Rotary Box & Right Angle Drive Kelly Bar Side	B-57 Series	7100-214619-02
Pillow Block	Kelly Bar Assembly & Top Yoke	B-57 Series	7100-215501-01
Seal	Bottom of Output Shaft Right Angle Drive Assembly	B-57 Series	7100BS-OSB-5700
Bearing Race	Output Shaft Right Angle Drive Assembly	B-57 Series	7100-3232-0035
Seal Retainer	Spindle Side Top of Old Style Rotary Box	B-57 Series	7100-210032-26
Seal Retainer	Spindle Side Bottom of Old Style Rotary Box	B-57 Series	7100-210032-25

Rig Repair Parts

B-57 Series

Part Description	Part Application	Drill Rig Model	Assembly Part Number
Bearing	Rotary Box Top & Bottom	B-57 Series	7100-3650-0115
Clamp Nut	Rear of Right Angle Drive Assembly	B-57 Series	7100-215204
Ring Gear & Pinion Set	Right Angle Drive Assembly	B-57 Series	7100-215176
Vertical Output Shaft	Kelly Bar Side Right Angle Drive Assembly	B-57 Series	7100-215182
Seal Retainer	Vertical Output Shaft Kelly Bar Side Right Angle Drive Assembly	B-57 Series	7100-215187
Seal	Vertical Output Shaft Kelly Bar Side Right Angle Drive Assembly	B-57 Series	7100-215198
Seal Kit	Feed Cylinders	B-57 Series	71-21025-09
Latch Quadrant	Clutch Arm Assembly	B-57 Series	7100-070303
Rod & Pivot Tongue	Clutch Handle to Latch Quadrant	B-57 Series	7100-070301
Chain	Chain Coupling Right Angle Drive & Kelly Bar	B-57 Series	71-3746-8020
Sheave Wheel Main Hoist	Crown Block Assembly	B-57 Series	7100-045048
Spacer	Kelly Bar Side Rotary Box	B-57 Series	7100-210032-48
Seal	Kelly Bar Side Rotary Box	B-57 Series	7100-210032-49
Seal	Kelly Bar Side Top & Bottom Rotary Box	B-57 Series	7100-3560-0068
Spacer	Drive Line Transmission & Right Angle Drive	B-57 Series	7100-210032-85
Seal Kit	Feed Cylinders	B-57 Series	71-21025-09
Chain Coupling Half	Drive Line Right Angle Drive Side	B-57 Series	7100-211649-61
Chain Coupling Half	Drive Line Transmission Side	B-57 Series	7100-211649-62

Rig Repair Parts

B-57 Series

Part Description	Part Application	Drill Rig Model	Assembly Part Number
Chain	Drive Line	B-57 Series	7100-3746-8020
Chain Cover	Chain Coupling Drive Line	B-57 Series	7100-211944-05

B-80 Series

Part Description	Part Application	Drill Rig Model	Assembly Part Number
Feed Cylinder to Pulldown Sheave Adapter	Cylinder Assisted Chain Feed System	B-80 Series	71000-525-2-5-1
Pin 1-inch (25.4mm) OD X 6-3/4-inch (171.5mm) Long	Connects Sheave Adapter to Cylinder Piston Rod	B-80 Series	710001-0675
Pin 2-inch (51mm) OD X 6-1/4-inch (159mm) Long	Connects Cylinder Clevis to Mast Assembly	B-80 Series	710002-0625
Pin 2-inch (51mm) OD X 6-1/2-inch (165mm) Long	Connects Sheave Adapter to Pulldown Sheave	B-80 Series	710002-0650
Shim Set	Crown Block Assembly	B-80 Series	7100-210091-03
Conversion Kit	Cylinder Assisted Chain Feed System	B-80 Series	71000-FC-CPDSA
Cylinder Assembly	Mast Tilt	B-80 Series	7100-71097-15

Rig Repair Parts

B-53 & B-80 Series

Part Description	Part Application	Drill Rig Model	Assembly Part Number
Brass Bushing	Slidramatic Cylinders	B-53 & B-80 Series	7100-210619-05
Packing Kit	Slidramatic Cylinders	B-53 & B-80 Series	7100-211068
Gasket	Right Angle Drive Assembly	B-53 & B-80 Series	7100-00-043020
Pressure Relief Vent	Right Angle Drive Assembly	B-53 & B-80 Series	7100-00-045842
Housing	Right Angle Drive Assembly	B-53 & B-80 Series	7100-00-140449
Gasket	Right Angle Drive Assembly	B-53 & B-80 Series	7100-00-140457
Gasket	Right Angle Drive Assembly	B-53 & B-80 Series	7100-00-140458
Gasket	Right Angle Drive Assembly	B-53 & B-80 Series	7100-00-140459
Threaded Stud	Right Angle Drive Assembly	B-53 & B-80 Series	7100-00-140467
Plastic Shim	Right Angle Drive Assembly	B-53 & B-80 Series	7100-00-140481
Plastic Shim	Right Angle Drive Assembly	B-53 & B-80 Series	7100-00-140482
Socket Head Cap Screw	Right Angle Drive Assembly	B-53 & B-80 Series	7100-00-212240
Seal Retainer	Right Angle Drive Assembly	B-53 & B-80 Series	7100-213252
Washer	Right Angle Drive Assembly	B-53 & B-80 Series	7100-00-213265
Spindle Assembly with 8-Bolt Flange	Right Angle Drive Assembly	B-53 & B-80 Series	7100-140454-02
Seal	Top Spindle Right Angle Drive Assembly	B-53 & B-80 Series	7100-3568-0012
Coupling Half	Right Angle Drive Assembly	B-53 & B-80 Series	7100-210021-15
Pressure Relief Vent	Right Angle Drive Assembly	B-53 & B-80 Series	7100-211177-01
Gasket	Right Angle Drive Assembly	B-53 & B-80 Series	7100-212539-05
Ring Gear & Pinion Set	Right Angle Drive Assembly	B-53 & B-80 Series	7100-214417-01
Threaded Elbow	Right Angle Drive Assembly	B-53 & B-80 Series	7100-3017-0008

Rig Repair Parts

B-53 & B-80 Series

Part Description	Part Application	Drill Rig Model	Assembly Part Number
Threaded Pipe Plug	Right Angle Drive Assembly	B-53 & B-80 Series	7100-3030-0008
Threaded Pipe Plug	Right Angle Drive Assembly	B-53 & B-80 Series	7100-3031-0002
Threaded Pipe Nipple	Right Angle Drive Assembly	B-53 & B-80 Series	7100-3033-0070
Socket Head Cap Screw	Right Angle Drive Assembly	B-53 & B-80 Series	7100-3130-0062
Socket Head Cap Screw	Right Angle Drive Assembly	B-53 & B-80 Series	7100-3130-0080
Cotter Pin	Right Angle Drive Assembly	B-53 & B-80 Series	7100-3194-0056
Drive Shaft Nut	Right Angle Drive Assembly	B-53 & B-80 Series	7100-3230-0003
Tapered Bearing	Right Angle Drive Assembly	B-53 & B-80 Series	7100-3231-0029
Tapered Bearing	Right Angle Drive Assembly	B-53 & B-80 Series	7100-3231-0030
Tapered Bearing	Right Angle Drive Assembly	B-53 & B-80 Series	7100-3231-0031
Threaded Pipe Plug	Right Angle Drive Assembly	B-53 & B-80 Series	7100-3030-0008
Lock Washer	Right Angle Drive Assembly	B-53 & B-80 Series	7100-3309-0006
Dual Lip Oil Seal	Right Angle Drive Assembly	B-53 & B-80 Series	7100-3568-0014
PTO Assembly	Right Angle Drive Assembly	B-53 & B-80 Series	71000-71007-05
Dual Lip Oil Seal	Right Angle Drive Assembly	B-53 & B-80 Series	7100-3570-0001
Gasket	Between Coupling Housing & Right Angle Drive Assembly	B-53 & B-80 Series	7100-043020
Coupling Housing	Between Warner Transmission & Right Angle Drive Assembly	B-53 & B-80 Series	7100-218446
Coupling Housing	Between Warner Transmission & Hydraulic Motor	B-53 & B-80 Series	7100-218447

Rig Repair Parts

B-53 & B-80 Series

Part Description	Part Application	Drill Rig Model	Assembly Part Number
Centralizing Bushing	Quick-Change Quill Rod Assembly	B-53 & B-80 Series	7100-140489
Rod Wiper	Splined Floating Spindle & Right Angle Drive Assembly	B-53 & B-80 Series	7100-3537-0045
Sleeve Internal Splines	Splined Floating Spindle & Right Angle Drive Assembly	B-53 & B-80 Series	7100-210931
Spindle External Splines	Splined Floating Spindle & Right Angle Drive Assembly	B-53 & B-80 Series	7100-210933
Spacer	Splined Floating Spindle & Right Angle Drive Assembly	B-53 & B-80 Series	7100-210032-33
Locking Nut (RH)	Splined Floating Spindle & Right Angle Drive Assembly	B-53 & B-80 Series	7100-210928
Locking Nut (LH)	Splined Floating Spindle & Right Angle Drive Assembly	B-53 & B-80 Series	7100-210929
Seal Retainer	Splined Floating Spindle & Right Angle Drive Assembly	B-53 & B-80 Series	7100-210927
Shock Absorber	Splined Floating Spindle & Right Angle Drive Assembly	B-53 & B-80 Series	7100-211622
Shock Absorber	Splined Floating Spindle & Right Angle Drive Assembly	B-53 & B-80 Series	7100-211622-01
Centralizing Bushing	Quick-Change Quill Rod Assembly	B-53 & B-80 Series	7100-140489
Dust Boot & Hose Clamp	Splined Floating Spindle & Right Angle Drive Assembly	B-53 & B-80 Series	7100-213263
Gasket Retainer	Eaton Transmission Rotary Head Assembly	B-53 & B-80 Series	7100-210039

Rig Repair Parts

Hilliard 4x4 Buggy

Part Description	Part Application	Drill Rig Model	Assembly Part Number
Drive Shaft Adapter	Spline to Bearing 2-Speed Box	Hilliard 4x4 Buggy	7100-A-2SSB-HB
Shaft with Teeth & Splines	Driveline	Hilliard 4x4 Buggy	7100-S-2STC-HB